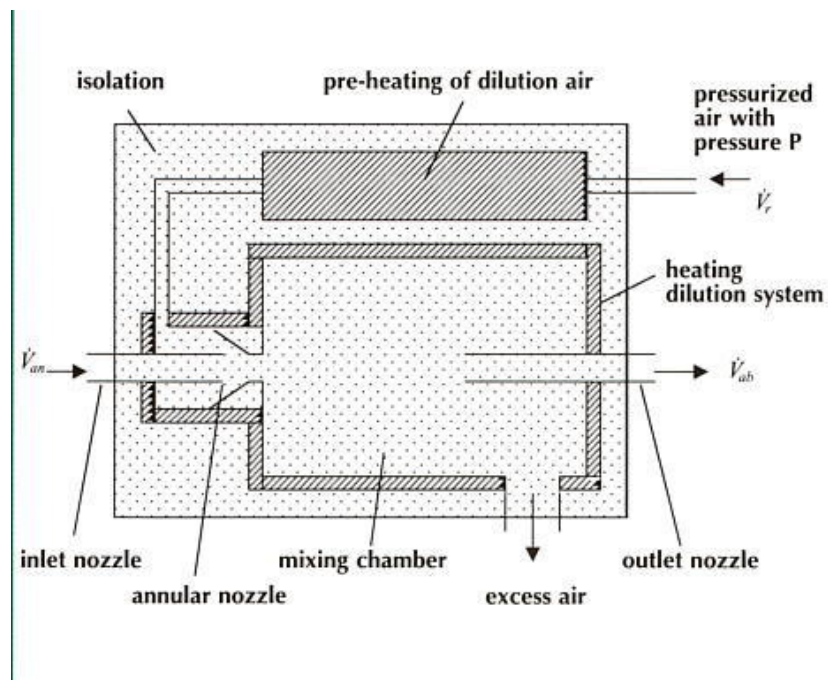




KHG 10 D dilution system heatable and pressure-resistant up to 10 bar for isothermal and isobaric dilution with a dilution factor of 1:10.

Description

The KHG 10 series of heatable dilution system builds upon the VKL series ejector principle. In addition to the advantages of the VKL series, the KHG series dilution system is configured to be heatable to 150°C (optionally up to 200°C) and is additionally pressure-resistant up to 10 bar overpressure. Isothermal and isobaric dilution can therefore be achieved. With the KHG system, both the compressed air supplied and the dilution system are self-heated. The welas[®] KHG 10 series of dilution systems can reduce the concentration of aerosols by the dilution factor 1:10 under isothermal conditions, also of very highly concentrated aerosols, in a defined and reliable way. Dilution factors of up to 1:100,000 are achieved by cascading several KHG 10 systems. Function principle of the KHG 10:

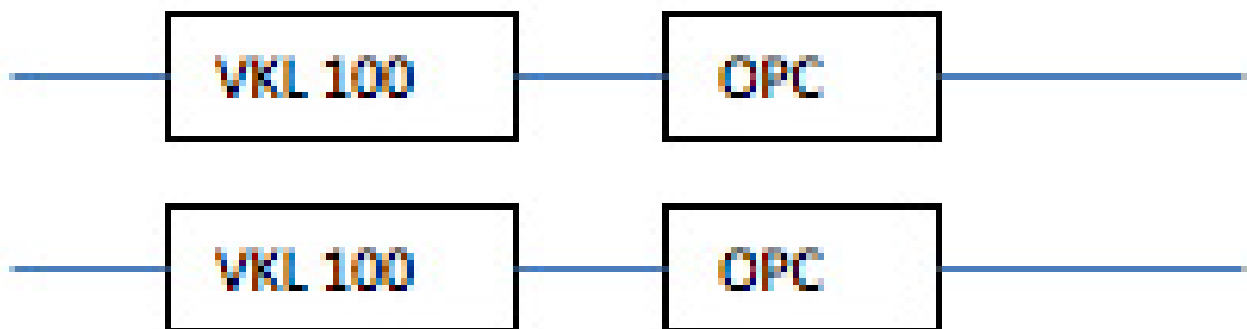


Particle-free air with the volume flow \dot{V}_r circulates through an annular passage around the suction nozzle. Thus, according to Bernoulli, a volume flow \dot{V}_{an} is generated at the suction nozzle. The volume flow \dot{V}_r is heated to the required temperature of the aerosol to be measured using cartridge heaters, such that isothermal conditions prevail. The dilution factor V_F is calculated according to the following formula:

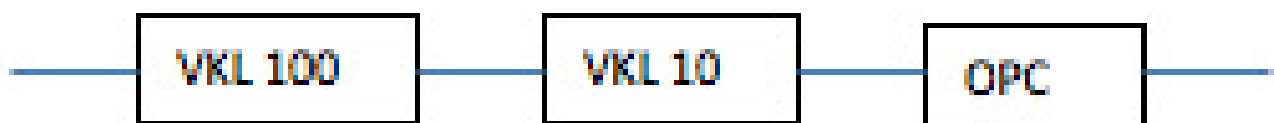
$$V_F = \frac{(\dot{V}_R + \dot{V}_{An})}{\dot{V}_{An}}$$

Care has to be taken with the heatable system of the KHG 10 system that the entire measurement chain is configured to be isothermal in order to avoid condensation or evaporation effects with liquid aerosols. **Representative dilution of particle size distribution of the Palas® dilution systems by cascading** VDI report no. 1973 from 2007 proved metrologically that a reproducible aerosol dilution is possible with the Palas® dilution systems down to V_F 100,000. **Simple functional test on-site (with the example of the VKL series)** With this simple test set-up, the Palas® cascaded dilution systems can be checked by anyone themselves: Firstly a particle measurement is performed with one dilution step. Here it is important that the aerosol concentration, e.g. lab air, to be measured does not exceed the coincidence limit (maximum detectable aerosol concentration). In the second step, the dilution step to be tested is connected in series (cascaded). To check the dilution factor of the test step (position 2), the total particle count from the measurement in position 1 is divided by the total particle count from position 2.

Experimental setup



Position 1: Lab air



Position 2: Lab air The VKL 100 serves to measure coincidence-free with the OPC; the VKL 10 is tested. Measurement example

Particle class in μm	Number Pos.1	Particle class in μm	Number Pos.2
0.2	151648	0.2	15166
0.3	71604	0.3	7290
0.5	4305	0.5	524
0.7	360	0.7	65
1.0	82	1.0	21
2.0	16	2.0	3
3.0	1	3.0	0
5.0	0	5.0	2
Sum	228016	Sum	23071

Calculation of the dilution factor:

$$V_F = \frac{\dot{N}_{\text{GesPos1}}}{\dot{N}_{\text{GesPos2}}} = 9,88$$

Provided the first measurement is not affected by a coincidence error and the dilution system under test is working (not soiled), a dilution factor of almost 10 is determined. If this should not be the case, there was possibly coincidence in measurement 1. In this case the aerosol concentration has to be decreased or a further dilution step used. Another possibility would be that the dilution step to be tested is soiled. In this case the device has to be cleaned and the test repeated.

Type	Dilution factor* V_f	Pressure - resistant up to 10 bar	Chemically resistant	Heatable up ... °C	dp_{max} in μm	Compressed air 4 – 8 bar	Cascadable	Voltage
DC 100	10, 100				< 5			115 V / 230 V
DC 1000	10, 100, 1000				< 5			115 V / 230 V
DC 10000	10, 100, 1000, 10000				< 5			115V / 230 V
KHG 10	10		x	150	< 20	x	x	115 V / 230 V
KHG 10 D	10	x	x	150	< 20	x	x	115 V / 230 V
PMPD 100	100		x	200	< 5	x		115 V / 230 V
PMPD 1000	1000		x	200	< 5	x		115 V / 230 V
VDD 10	1 – 10				< 10	x		115 V / 230 V
VKL 10	10				< 20	x	x	
VKL 10 E	10		x		< 20	x	x	
VKL 10 ED	10	x	x		< 20	x	x	
VKL 10 V	10				< 20	x	x	
VKL 27	27				< 10	x	x	
VKL 100	100				< 2	x	x	

*Other dilution factors on request

Table 1: Technical characteristics of Palas® dilution systems

Benefits

- The dilution systems from Palas® are characterized unambiguously. This is documented with a calibration certificate for each individual device.
- The dilution steps deliver a temporally constant, representative dilution with the factors 10 and 100.
- The dilution systems can be cascaded with the factors 100, 1,000, 10,000 and 100,000.
- Low compressed air consumption, e.g. just 128 l/min with a dilution factor of 10,000 with four VKL 10 systems
- The dilution steps are combinable with all common particle counters.
- With a simple test set-up these cascaded dilution systems can be checked by the users themselves.
- Isobaric dilution up to 10 bar overpressure / isothermal dilution up to 120°C with the VKL 10 E, VKL 10 ED, KHG 10 and KHG 10 D dilution systems
- Simple functional test on-site

Datasheet

Parameter	Description
Power supply	115 – 230 V, 50 – 60 Hz
Dilution factor	1 : 10
Isokinetic suction nozzles	0.6 – 1.6 l/min, 2 – 5 l/min, 4 – 10 l/min, 8 – 16 l/min, 28 l/min => 15 – 37 l/min
Maximum particle size	< 20 µm (für Stäube)
Special features	Heatable until 150 °C, cascable, chemical resistant
Thermodynamic conditions for dilution	400°C, 10 bar _g
Volume flow (clean air)	18 – 45 l/min (heatable until 150 °C)
Volume flow (suction flow)	2 – 5 l/min
Compressed air supply	4 – 8 bar

Applications

- Dilution of hot aerosols, e.g. engine oil, DEHS, etc.
- Aerosol measurement technology: diesel exhaust gases, swarfs, coolant aerosols, weld smoke, oil droplets, test aerosols of filters and inertial separators
- Separation efficiency determination with counting measuring methods, e.g. oil mist separators
- Hot gas filtration
- Measurement of isolators under pressure conditions
- Toxicology, e.g. testing of medical nebulizers / inhalation studies etc.

Palas GmbH
Partikel- und Lasermesstechnik
Greschbachstrasse 3 b
76229 Karlsruhe
Germany

Managing Partner:
Dr.-Ing. Maximilian Weiß
Commercial Register:
register court: Mannheim
company registration number: HRB 103813
USt-Id: DE143585902



Contact: E-Mail: mail@palas.de Internet: www.palas.de Tel: +49 (0)721 96213-0 Fax: +49 (0)721 96213-33